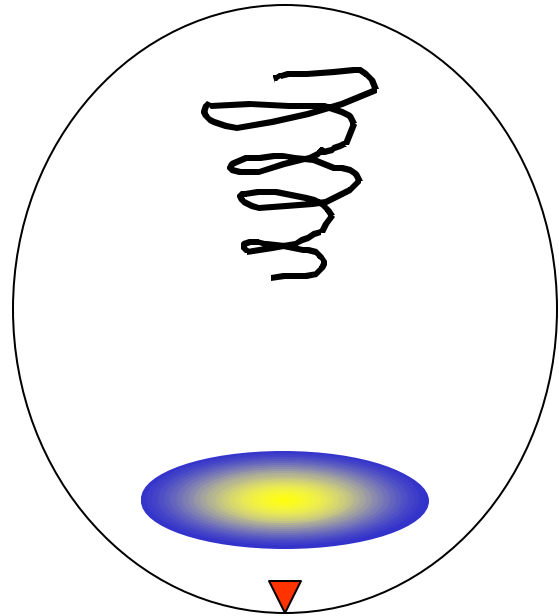
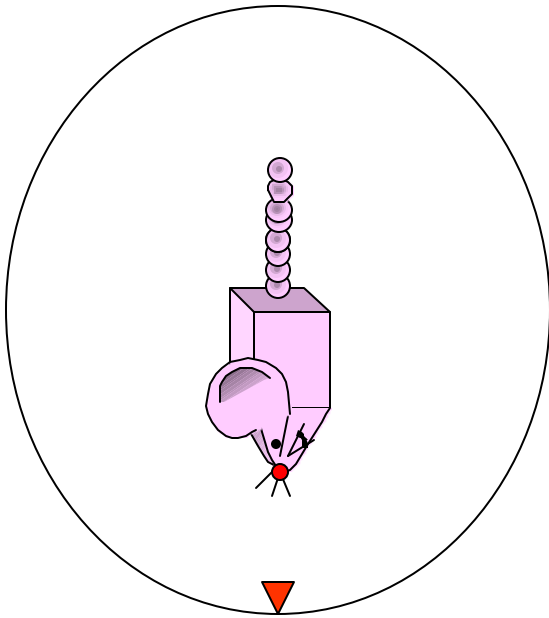
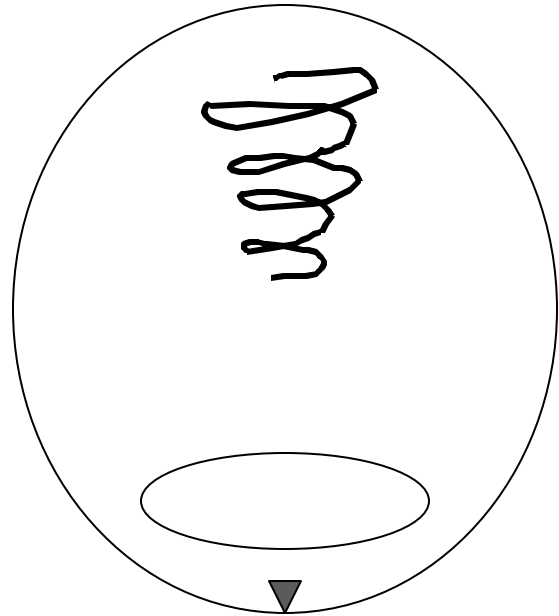
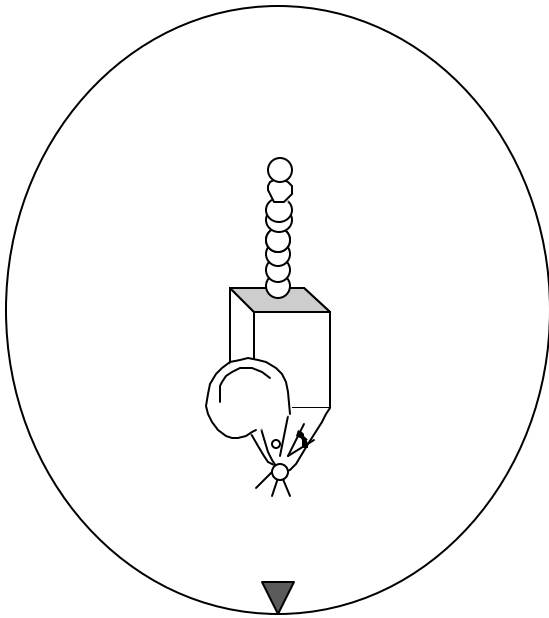


## Spinning DreiDell



- Print. Cut out two ovals.
- Tape the back sides of the two ovals together over the top of a pencil (like a lollipop). Double-sided tape works well for this. Make sure the two red arrows point straight down.
- Place the lower part of the pencil between the palms of your hand. Rub your hands back and forth quickly and make the DreiDell spin!

# Spinning Dreidel



- Print. Cut out two ovals. Color, if desired.
- Tape the back sides of the two ovals together over the top of a pencil (like a lollipop). Double-sided tape works well for this. Make sure the two red arrows point straight down.
- Place the lower part of the pencil between the palms of your hand. Rub your hands back and forth quickly and make the Dreidel spin!